

# SNAP-LOC<sup>®</sup>

## ULTIMATE CARGO CONTROL

### CUSTOM WOOD DOLLY SYSTEM MANUAL

Snap-Loc continues to pave the way with more innovative **Cargo Management Solutions** with our new **Customized Wood Dolly System!**

The #1 question customers ask is about getting a Dolly in the exact size needed. Snap-Loc made that possible with a System that has already proven to **haul loads effortlessly, save labor, improve safety.**

Snap-Loc Cargo Control Systems

5670 La Coasta Canyon Court

Las Vegas NV. 89139

800-798-4521 [www.snaploc.com](http://www.snaploc.com)



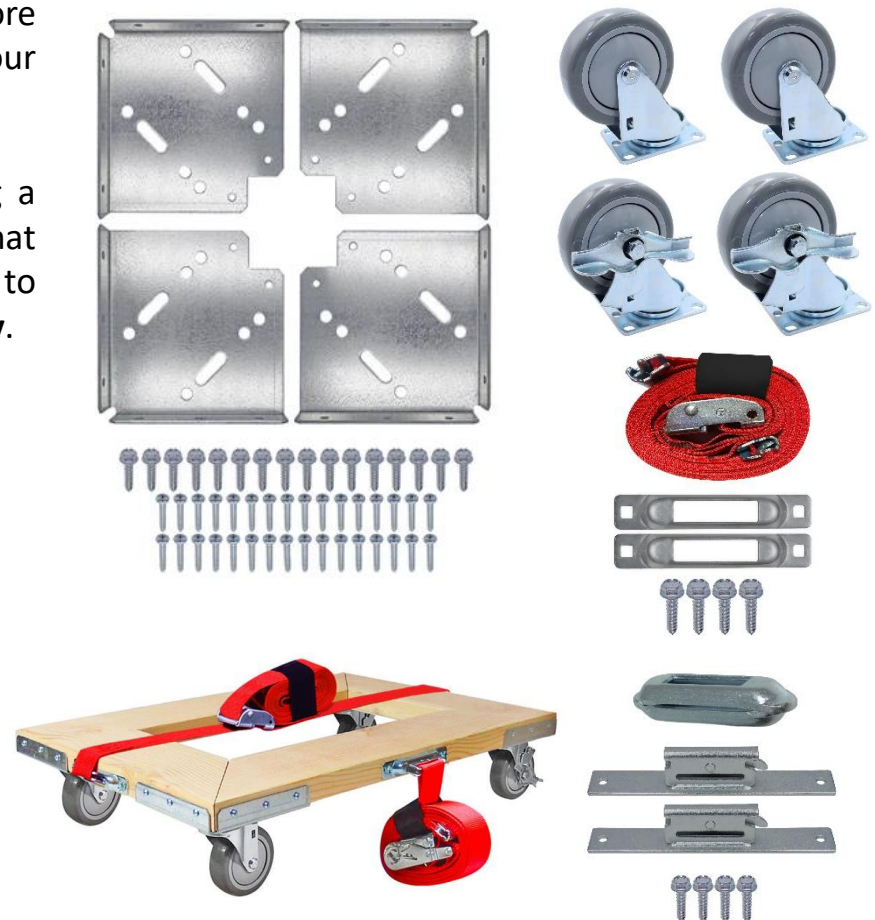
Wood Dolly  
Website



Wood Dolly  
Assembly



Wood Dolly  
Steering Kit  
Assembly



## WOOD DOLLY EQUIPMENT COMPARISON

### SNAP-LOC WOOD DOLLY SYSTEM


- ✓ **Customizable to any size!** Have Snap-Loc make your lengths of 2"x 6" solid wood or choose to make your own platform.
- ✓ **Choice of Casters!** Snap-Loc offers a perfect selection of ball bearing easy rolling Casters for all types of surface applications from 750 lbs. up to 1800 lbs.
- ✓ **Repurpose, Resize, Reuse!** Brackets, Casters, and Hardware can be disassembled and reassembled to create new Dolly sizes.
- ✓ **Versatile Accessories!** Add on optional E-Track Singles with logistic E-Straps to secure loads and use as cargo control handles. Interconnect multiple Dollies with Connector Straps and Link Kits. Rigid Caster Kits for directional steering and added capacity. Easy, Fast, Safe.

### STANDARD WOOD DOLLIES

- One size does not fit all. Unable to adapt to your unique project or cargo loads.
- Weight rating almost always misrepresented. Low-grade casters do not roll well and often break subjecting cargo to costly damage.
- Very limited or no accessories available to improve versatility.



## SPECIFICATIONS



USA made 12-gauge Galvanized Steel 6-1/2 x 6-1/2 x 1-1/4 inch.

Hole selections allow for caster position to be inward for tilting to load cargo or outward for additional stability.

Fits industry standard caster top plate 2-3/8 x 3-5/8 inch with bolt hole slots 1-3/4 x 2-7/8 inch on center. Also fits larger square caster plates with holes at 3 x 3 inch on center.

Plate Kit includes #10 1-1/4 Screws for fastening sides and #14 1-1/4 Lag Screws for fastening casters.

Wood is a Premium American Pine heavy duty stud cut to any size width and length from 14 inch to 96 inch.



# MADE IN USA



## RECOMMENDED CASTERS AND CAPCITY



1200 lb 4-Inch  
General Purpose  
Thermoplastic  
for use on  
sensitive  
interior and  
exterior surfaces



1500 lb 4-Inch  
Industrial Strength  
Polyurethane  
for easiest  
rolling on most  
interior and  
exterior surfaces



1500 lb 6-Inch  
All Terrain  
Solid Rubber  
for use on most  
interior surfaces,  
dirt, gravel, grass,  
and more



1600 lb 6-Inch  
Extreme Duty  
Synthetic Rubber  
for use on all  
interior surfaces,  
dirt, gravel,  
grass, and more



1800 lb 6-Inch  
Super Duty  
Polyurethane  
for easiest  
rolling on most  
interior and  
exterior surfaces

Rigid



Swivel




Swivel  
Brake






## BUILD YOUR OWN DOLLY KIT OPTIONS


**WOOD DOLLY BRACKET KIT (WOOD AND CASTERS SOLD SEPARATELY)**



- Wood Dolly System is customizable to any size you want uses 2"x6" wood studs
- Caster bolts and bracket screws firmly lock wood in place
- Add optional E-Track Strap Kit
- Made in USA with heavy duty galvanized steel
- Brackets 6-1/2 x 6-1/2 x 1-1/4"




(Wood and Casters sold separately)

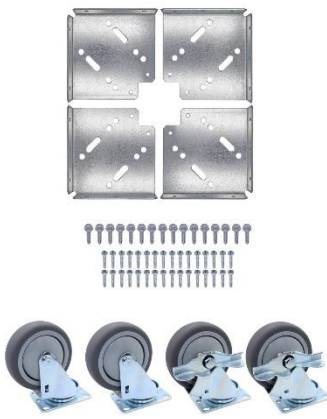


(Strap kit sold separately)


(Supply your own 2"x6" stud in any length)

**SNAP-LOC**  **MADE IN USA** GOD COUNTRY - CARGO CONTROL


**WOOD DOLLY KIT 1200 LB GENERAL PURPOSE (WOOD SOLD SEPARATELY)**



- Wood Dolly System is customizable to any size you want uses 2"x6" wood studs
- 4" non-marking thermoplastic wheels for sensitive interior flooring and hard surfaces
- Caster bolts and bracket screws firmly lock wood in place
- Add optional E-Track Strap Kit
- Made in USA with heavy duty galvanized steel
- Brackets 6-1/2 x 6-1/2 x 1-1/4"




(Wood sold separately)




(Strap kit sold separately)


(Supply your own 2"x6" stud in any length)

**SNAP-LOC**  **MADE IN USA** GOD COUNTRY - CARGO CONTROL


**WOOD DOLLY KIT 1500 LB INDUSTRIAL STRENGTH (WOOD SOLD SEPARATELY)**



- Wood Dolly System is customizable to any size you want uses 2"x6" wood studs
- 4" polyurethane wheels for easy rolling on most interior flooring and hard surfaces
- Caster bolts and bracket screws firmly lock wood in place
- Add optional E-Track Strap Kit
- Made in USA with heavy duty galvanized steel
- Brackets 6-1/2 x 6-1/2 x 1-1/4"




(Wood sold separately)




(Strap kit sold separately)


(Supply your own 2"x6" stud in any length)

**SNAP-LOC**  **MADE IN USA** GOD COUNTRY - CARGO CONTROL


**WOOD DOLLY KIT 1500 LB ALL-TERRAIN (WOOD SOLD SEPARATELY)**



- Wood Dolly System is customizable to any size you want uses 2"x6" wood studs
- 6" solid rubber wheels for use on most interior surfaces, dirt, gravel, grass and more
- Caster bolts and bracket screws firmly lock wood in place
- Add optional E-Track Strap Kit
- Made in USA with heavy duty galvanized steel
- Brackets 6-1/2 x 6-1/2 x 1-1/4"




(Wood sold separately)




(Strap kit sold separately)


(Supply your own 2"x6" stud in any length)

**SNAP-LOC**  **MADE IN USA** GOD COUNTRY - CARGO CONTROL


**WOOD DOLLY KIT 1600 LB EXTREME DUTY (WOOD SOLD SEPARATELY)**



- Wood Dolly System is customizable to any size you want uses 2"x6" wood studs
- 6" synthetic cushioned wheels for sensitive flooring, concrete, dirt, gravel, grass and more
- Caster bolts and bracket screws firmly lock wood in place
- Add optional E-Track Strap Kit
- Made in USA with heavy duty galvanized steel
- Brackets 6-1/2 x 6-1/2 x 1-1/4"




(Wood sold separately)




(Strap kit sold separately)


(Supply your own 2"x6" stud in any length)

**SNAP-LOC**  **MADE IN USA** GOD COUNTRY - CARGO CONTROL


**WOOD DOLLY KIT 1800 LB SUPER DUTY (WOOD SOLD SEPARATELY)**



- Wood Dolly System is customizable to any size you want uses 2"x6" wood studs
- 6" polyurethane wheels for easy rolling on most interior flooring and hard surfaces
- Caster bolts and bracket screws firmly lock wood in place
- Add optional E-Track Strap Kit
- Made in USA with heavy duty galvanized steel
- Brackets 6-1/2 x 6-1/2 x 1-1/4"




(Wood sold separately)



(Strap kit sold separately)

(Supply your own 2"x6" stud in any length)

**SNAP-LOC**  **MADE IN USA** GOD COUNTRY - CARGO CONTROL

See more on [snaploc.com](http://snaploc.com)

## ACCESSORY KIT OPTIONS

### WOOD DOLLY PAD KIT CARPET 2-PACK



- For use with the Snap-Loc Wood Dolly System
- Add Pads in any location providing cushioning between the wood and cargo improving protection of cargo and grip
- Pad 5" x 17.5" carpet
- Pad fastener tacks included
- Also available: E-Track Strap Kits, Rubber Pad Kit, directional Caster Steering Kits, Dolly to Dolly Connector Kits



Pad Kit includes 2 pads and fasteners



**SNAP-LOC** MADE IN USA

GOD - COUNTRY - CARGO CONTROL

### WOOD DOLLY PAD KIT RUBBER 2-PACK



- For use with the Snap-Loc Wood Dolly System
- Add Pads in any location providing cushioning between the wood and cargo improving protection of cargo and grip
- Pad 4" x 17.5" solid rubber with peel and stick adhesive
- Pad fastener tacks included
- Also available: E-Track Strap Kits, Carpet Pad Kit, directional Caster Steering Kits, Dolly to Dolly Connector Kits



Pad Kit includes 2 pads and fasteners



**SNAP-LOC** MADE IN USA

GOD - COUNTRY - CARGO CONTROL

### WOOD DOLLY E-TRACK SINGLE KIT 4-PACK WITH 2X12 RATCHETS



- Anchors E-Track Straps and cargo improving safety capacity and preventing fall damage
- 2"x12" Strap with 18" lead
- Easy install 1/4" x 1-1/4" screws
- USA 10 ga steel zinc plated O.D. 5-3/4" x 1" x 1/2"
- 3000 lb Break Strength 1000 lb WLL (1350/454 kg)

**SNAP-LOC** MADE IN USA

GOD - COUNTRY - CARGO CONTROL

### WOOD DOLLY CASTER STEERING KIT 4" POLYURETHANE RIGID



- For use with the Snap-Loc Wood Dolly System giving your custom Dolly directional steering capability.
- Increases capacity and makes heavy loads easier to move
- Provides additional support for longer length Dollies preventing wood sag under heavy loads.
- Dolly can still spin in place 360 degrees for tight maneuvering.
- E-Track Strap Kits, Interlocking Dolly Kits also available



(Wood Dolly System sold separately)



(Wood Dolly System sold separately)

**SNAP-LOC** MADE IN USA

GOD - COUNTRY - CARGO CONTROL

### WOOD DOLLY CONNECTOR BAR KIT



- For use with the Snap-Loc Wood Dolly System giving your custom Dolly ability to connect
- Bars lock dollies firmly together in any direction to build any size platform for larger loads
- Zinc plated Bar 1-1/4 x 7-3/8 x 1-1/8" tall
- Zinc E-Track Link 1" x 5-3/4" x 1/2" holes 5" O.C.
- When connected 1-3/8" width
- E-Track Strap Kits for securing loads also available



Interconnects multiple dollies on long and short sides



**SNAP-LOC** MADE IN USA

GOD - COUNTRY - CARGO CONTROL

### WOOD DOLLY CONNECTOR STRAP KIT



- For use with the Snap-Loc Wood Dolly System giving your custom Dolly ability to connect
- Strap connects dollies together in any direction to build any size platform for larger loads
- Flexible Strap 7" wide
- Zinc E-Track Single 1" x 5-3/4" x 1/2" holes 5" O.C.
- When connected 1-3/8" width
- E-Track Strap Kits for securing loads also available



Interconnects multiple dollies on long and short sides



**SNAP-LOC** MADE IN USA

GOD - COUNTRY - CARGO CONTROL

See more on [snaploc.com](http://snaploc.com)